



LXe UNDERCOUNTER WAREWASHERS



A warewasher so easy and advanced
you'll forget all about it.



Proud supporter of you.®



A warewasher that fits your needs? That's advanced.



> > > Washing dishes is a dirty business ... literally. As a result, most restaurant, bar, coffee shop and care facility operators rarely give it a second thought, even though their current dishwashing solution could be costing them time and money they can't afford to lose.

That's where the Hobart LXe Undercounter comes in. The Hobart LXe has been designed from the ground up to fit well into your business; so well you can almost forget all about it.

Now your operation can choose from the Hobart LXe Base Undercounter or upgrade to the advanced energy-, water- and cost-saving possibilities offered by the Hobart Advansys™ LXe Undercounter.

So if you're looking for a space-saving warewashing solution that is easy to clean and maintain and could also save you money, look no further. The Hobart LXe Base and Advansys LXe are here.



> Smart Display technology tells operators when to add chemicals, delime, unclog the wash arm or request service.

Advanced features and operation



> > >

The Hobart LXe sports advanced new features that support best-in-class wash performance and save costs from energy and water usage. In fact, the Advansys LXe high-temp model can save you up to \$485 per year.*

Steam elimination

The Advansys LXe high-temp model includes Hobart-exclusive Energy Recovery technology. This advanced feature enables the LXe to run on cold water by recycling hot water vapor produced during the wash and rinse cycle and using it to preheat cold inlet water. Energy Recovery doesn't just save you energy, but also reduces steam released into the air, improving both the operator and customer experiences.

Three cycles

Only with the Hobart Advansys LXe can operators choose from three different cycles—light, normal and heavy. Three cycles give operators the flexibility to clean lightly soiled ware quickly and still keep up during high-demand times. Additionally, the heavy cycle carries the NSF certification for cleaning pots and pans.

Lower water consumption

The Hobart LXe is built from the ground up to save water. The LXe Base model uses .74 gallons of water per cycle, and the Advansys LXe high-temp model uses only .62 gallons per cycle.

Sense-a-Temp™ booster heater

The LXe Base and Advansys LXe high-temp models are equipped with Hobart-exclusive Sense-a-Temp booster heater technology, capable of delivering a 70°F rise in rinse-water temperature and ensuring your ware is properly cleaned and sanitized at 180°F.


> The Advansys button can be customized for one-touch activation of the LXe's many operations, such as sump water cleansing, setting the wash cycle or running a delime cycle.

advanced



* Based on 60 cycles per day.

Efficient Washing




The Hobart LXe uses the latest research and technology to ensure that dishes and ware come out sparkling clean.

Improved spray nozzles

The spray nozzles in LXe machines are positioned to eliminate “blind spots” or areas other warewashers can miss inside the wash chamber. The improved design produces an even, steady spray to power away even tough food debris. The debossed design enables the nozzles to pull clean water from the center of the wash arm without being blocked by debris.

Removable wash and rinse arms



The LXe features redesigned, easily removable wash arms—useful for easily clearing clogs, should it ever be necessary. Additionally, the Advansys LXe has snap-in rinse arms that are even easier to remove and install.

Soft Start

The initial surge of water in some warewashing machines can be hard on your breakable ware and can even push the door open, causing loss of heat and leakage. The LXe undercounter features Soft Start, which starts the pump slowly, protecting dishes and glasses from breaking or chipping.

Autoclean

Each and every LXe undercounter comes with the advanced Autoclean feature. This feature sprays the inside with a short rinse cycle to blast away food particles and direct them into the easy-to-remove strainer basket below.

> Best-in-class cleaning performance. Hobart LXe machines feature redesigned wash nozzles to provide better wash pattern and rack coverage, providing cleaner ware for an improved customer experience.

Easy to maintain



> > >

The Hobart LXe Undercounter has features and technology that make it remarkably easy to clean and maintain.

Smart Display

Both the LXe Base and Advansys LXe feature improved display panels that simplify operation and maintenance. In fact, the Smart Display on the Advansys LXe informs the operator of common maintenance operations, like auto deliming or clogged wash arms, without using complex error codes.

Automatic delime cycle




Deliming is an important operation for preserving the life of any warewashing machine, yet it is often overlooked. All Advansys LXe models come equipped with a delime pump, which automatically releases the required amount of deliming agent into the machine. This automatic cycle removes lime scale from the booster and the wash chamber.

Easy access to controls

When service is needed, access is easy. Controls can be accessed through the top and front of the machine, reducing the time of service calls.

Deluxe strainer system



The inside of each LXe machine is angled to direct food debris into the improved strainer system. This extra-deep strainer system on the LXe keeps debris from entering the pump and motor area, preventing damage and costly maintenance. This deluxe strainer system is also easy to remove and clean.

> The dirty-water indicator on Advansys LXe machines notifies operators and refreshes 50% of the wash water.

efficiency



A warewasher so easy and advanced
you'll forget all about it.



advansys



	LXe Base high-temp and low-temp	Advansys LXe high-temp
Model Number	LXeH, LXeC	LXeR
Smart Display	Yes	Yes
Steam Elimination and Energy Recovery	No	Yes
Cycle(s)	Normal	Light, Normal, Heavy
Water Consumption	.74	.62
Snap-in Rinse Arm	No	Yes
Auto Delime Cycle	No	Yes
Delime Notification	Yes	Yes
Clogged Wash Arm Notification	No	Yes
ENERGY STAR® Rated	Yes	Yes
Chemical Pumps Included	Yes	Yes
NSF Pot and Pan Certification	No	Yes – on Heavy Cycle



Foodservice's #1 supporter. Hobart, where equipment and service join together in support of you. Hobart makes a full line of equipment for the foodservice industry, including cooking, food machines, warewashers and Traulsen refrigeration and Baxter baking. We support our customers when and where it counts the most. In the field, at your place. With the only factory-trained and dedicated service organization in the industry, we're always close by to install, maintain and service your equipment. If that's the kind of support network you've been looking for, contact your Hobart representative today by calling 888-4HOBART.



Proud supporter of you.®

701 South Ridge Avenue
Troy, Ohio 45374-0001

937 332-3000
888 4HOBART
888 446-2278
www.hobartcorp.com



Scan to see the
LXe performance